



Cleantech Forum **Europe** | Stockholm

Innovation Company Showcase 4



Investor Reviewers



**FERMÍN
BARQUÍN,**
Infrastructure
Equity Investments,
European
Investment Bank



**VIRGINIA DE
GUILLEBON,**
Investment
Director, ENGIE
New Ventures



**MARTIN
KRÖNER,**
Managing Partner,
Munich Venture
Partners



Cleantech Forum **Europe** | Stockholm

Innovation Company Showcase 4



JOCELYN WASSELIN
CEO, EnerBee



ENERBEE

Jocelyne Wasselin CEO

Towards smart ventilation systems



IoT FUNDAMENTAL POWER CHALLENGE

*"connected "Things" will overpass **20 billion by 2020**"* Gartner 2017

... *"it is energy harvesting technology that enables the extension of smart asset technology to billions of components"*

TEGO Executive Director

Enerbee's energy harvesting solutions efficiently

- ☐ **answer the market needs for battery-less wireless sensing**
- ☐ **lower costs of maintenance and operations**

ENERBEE PATENTED TECHNOLOGY



6 PATENTS Family

PIEZO-MAGNETIC μ -GENERATOR

- SPEED INDEPENDENT ENERGY GENERATION
- VERY LOW COUNTER TORQUE
- ROTATION OR TRANSLATION EFFICIENT

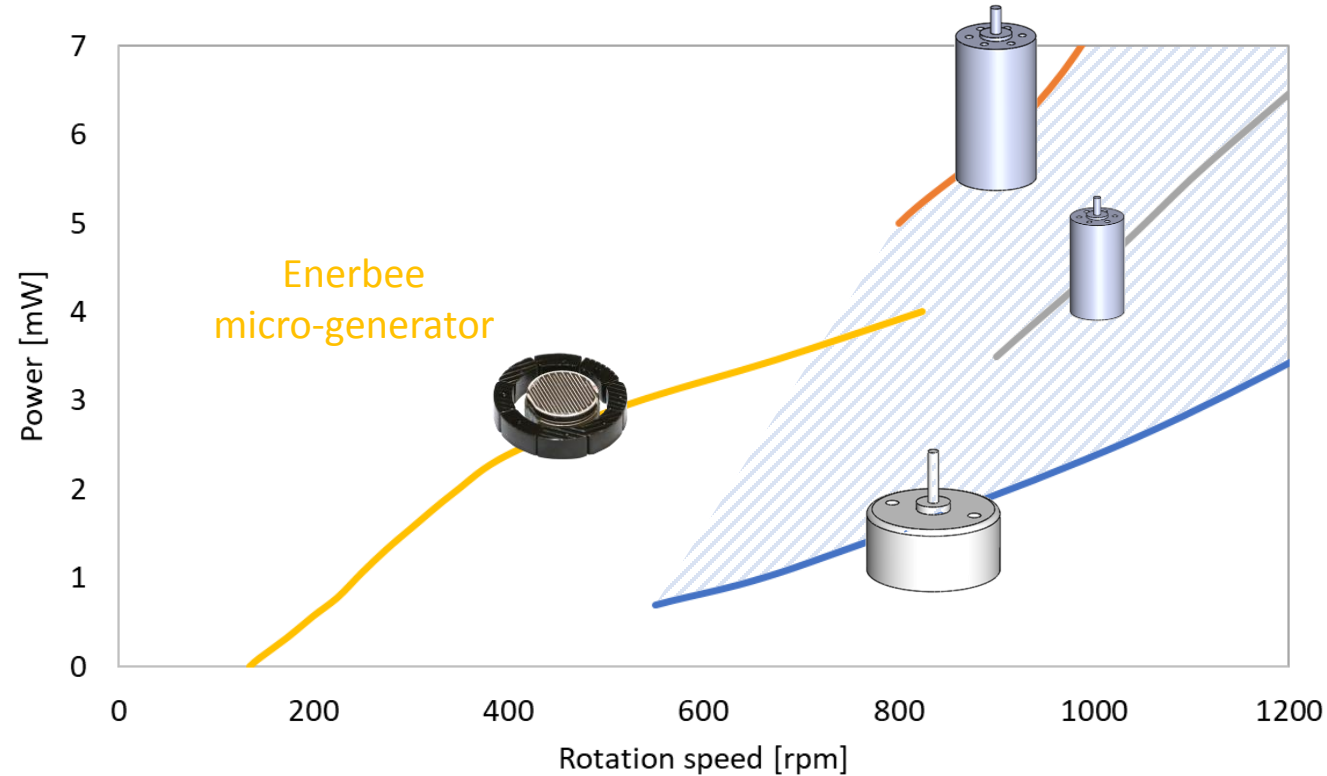


6 PATENTS Family

SMART POWER MANAGEMENT

- SMART ENERGY MANAGEMENT ALGORITHMS
- DEDICATED STORAGE ROUTINE
- LOW POWER SENSORS MANAGEMENT

ENERBEE vs. ELECTROMAGNETIC



- At low rotation speeds (<800rpm), Enerbee technology outperforms electromagnetic technologies

INDOOR AIR QUALITY IS A MAJOR HEALTH BURDEN



2.6 million people died prematurely in 2016* from illness attributable to household air pollution



renewing air inside houses and buildings is necessary....but one needs to save energy and optimize air renewal!

*Based on figures from the Institute for Health Metrics and Evaluation (IHME)

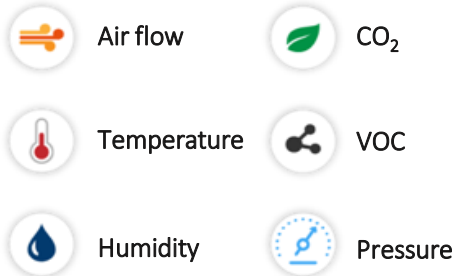
SMART BUILDING MULTI-SENSORS PRODUCT

MEASUREMENT

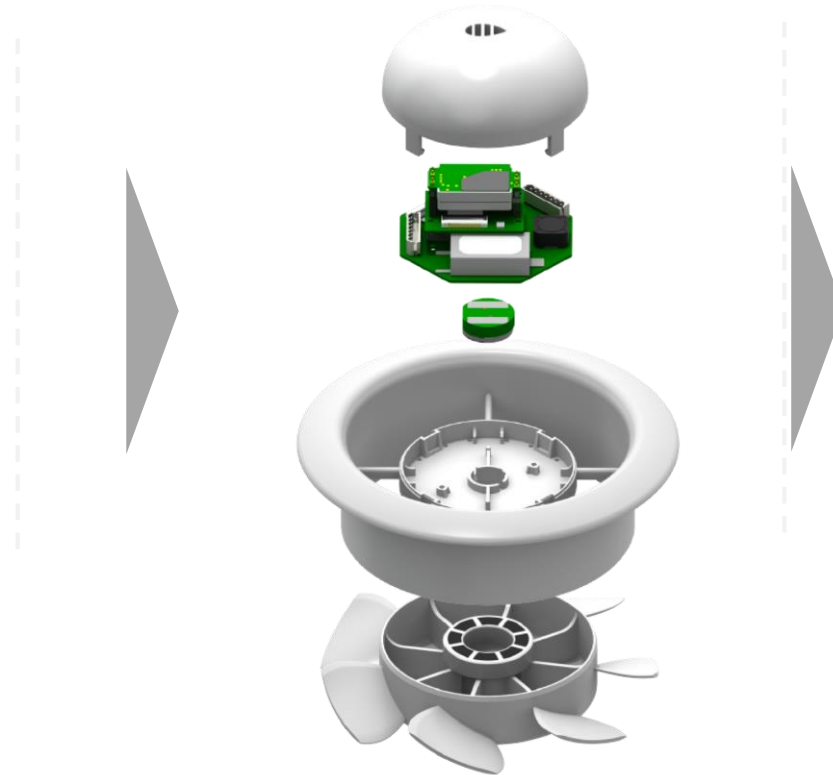
Energy Generation & Management



Air Quality and System monitoring SENSORS



SMART VENT PRODUCT



DATA & ACTION



Air Flow Control



RF Communication



UI or BMS

Dynamic Air Flow Control , The Best Indoor Air quality at Minimum Energy Point, healthy environment and 10 to 20% energy consumptions savings

BUSINESS MODEL



- HVAC OEM
- Building / Industrial Facility management



B2B HARDWARE SALES
*(EPMC Module
+ NRE for reference design)*

- OPEX & MAINTENANCE COST REDUCTION
- CONTINUOUS INFORMATION DATA

END-USERS

- Consumer
- Facility Management

NEW FEATURES



- DIGITAL PLATFORM SERVICES
- New business models

"For every dollar in equipment sales, we have the potential for eight dollars in sales of services."

Dane Taival, Vice President of Building Services and Customer Care for Trane

WHERE TO USE IT?

...In **renovation** and **new installation**

...As **surface mounted** or **in-duct**

...Capable of **exhaust** or **supply**



VALUE OF AIR QUALITY MONITORING FOR BUILDINGS

Indoor Air Quality - Our products answer the "fresh air" problem of modern, sealed buildings

Occupant Comfort - Real-time control of Humidity, CO2 and VOC levels to create a much healthier and pleasant work and living space

Demand control - Running Demand Control Ventilation only when people are present reduces the wear and tear on the entire HVAC system

Energy Savings - Dynamic control and monitoring of HVAC systems lead to significant energy savings (up to 15-20%)

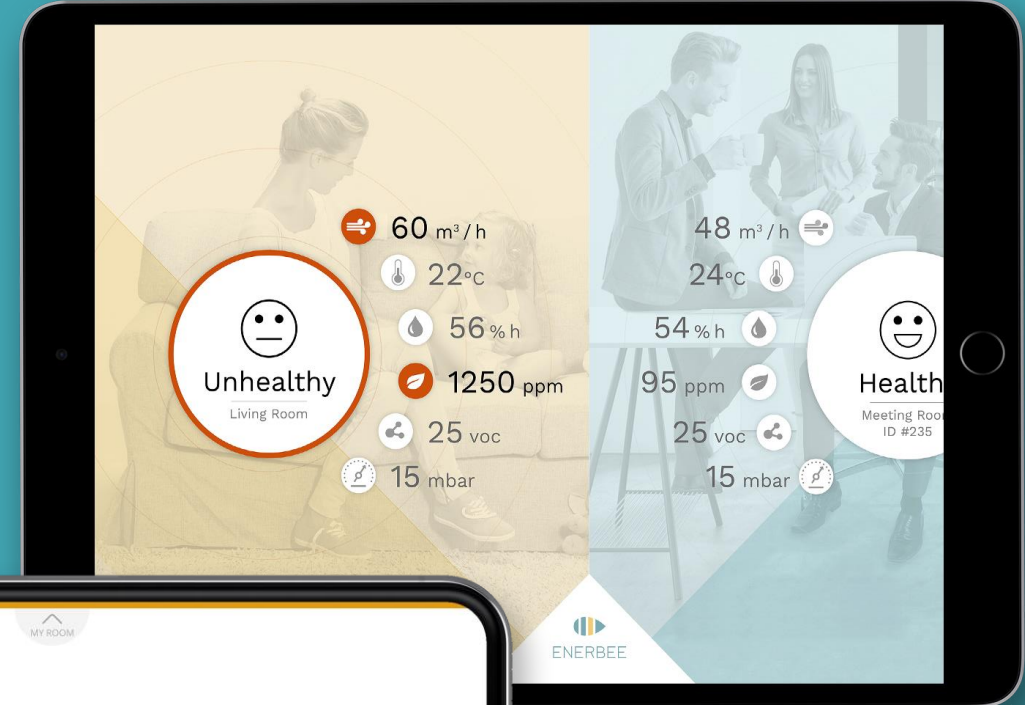
Predictive Maintenance – Identify unbalanced network, lower flowrate , and early failure

Reduced installation cost – Plug & Play


Flexibility – Trend in smart building “Mobility”

A FULL SET OF SMART DATA TO SERVE DIVERSE USE CASES.....

.... With NO NEED to CHANGE BATTERIES



ENERBEE DYNAMICS & PERSPECTIVES



Our ambition is to become the reference on the market of autonomous intelligent & communicating sensor for indoor air quality.



ENERBEE

THANK YOU FOR YOUR ATTENTION

www.enerbee.fr





Innovation Company Showcase 4



JAVIER GARCIA SEDANO
Founder & CEO, Optimitive



EFFICIENCY THINKING

AI-based OPTIMIZATION SOLUTIONS

For Digital Business Transformation and more

Javier A. García – CEO & Founder

Humans try to make the right decisions ...



... at all times

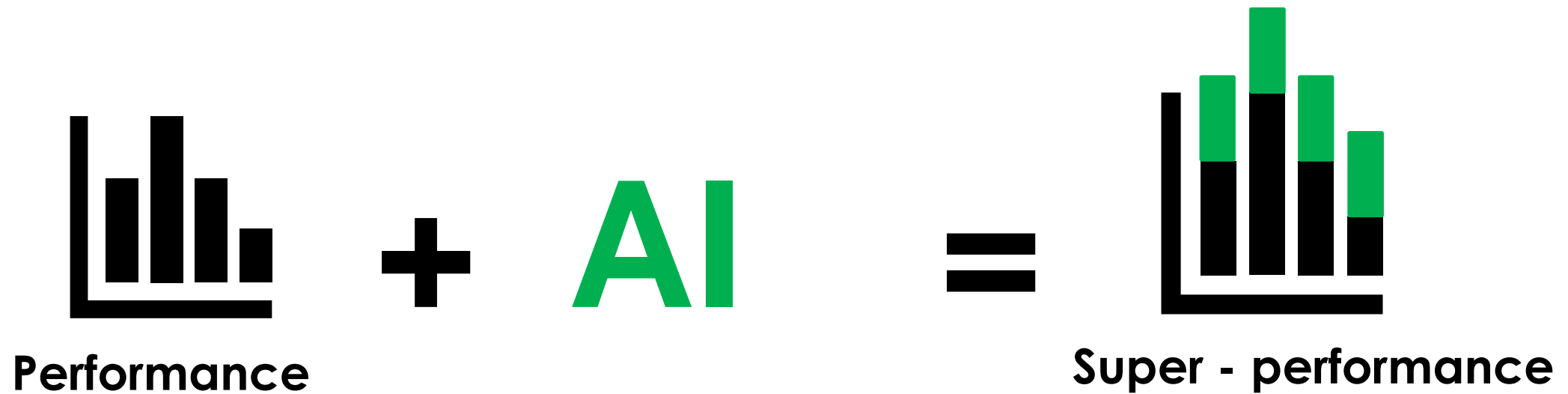
But factors change in real time ...



... and human decisions are sometimes far from perfect



Results depend 10% of what happens
and 90% of what we control



Artificial Intelligence is here to help us

OPTIMITIVE has already achieved AI-optimized decision making in **Process Industries**

OPTIBAT

MAIN MARKETS



Power generation



Cement production




Oil and gas



Chemical



Paper production



MARKET DRIVERS

- Digital Transformation
- Industry 4.0

OPTIBAT Learns, Adjusts and Reports



OPTIBAT

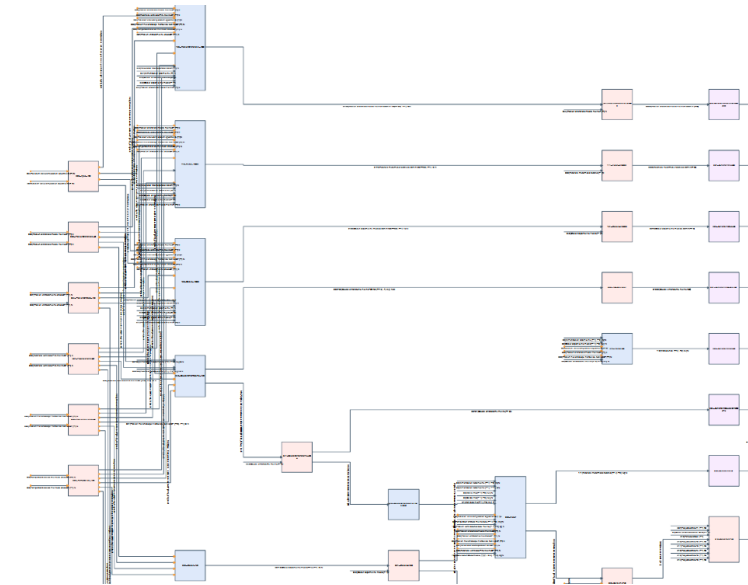
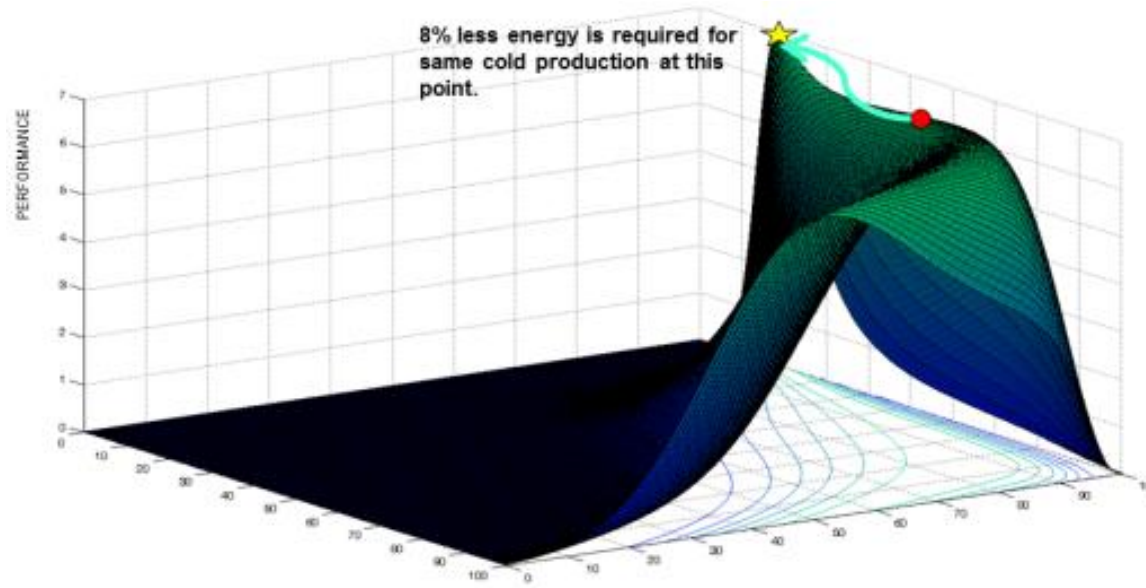
- Artificial Intelligence based Real Time Optimization
- Constantly monitors, analyses & improves



Sends back improved set-point data

OPTIBAT has real adaptive intelligence

OPTIBAT® learns sophisticated Mathematical Models ...



... and adjusts settings with Optimization Algorithms

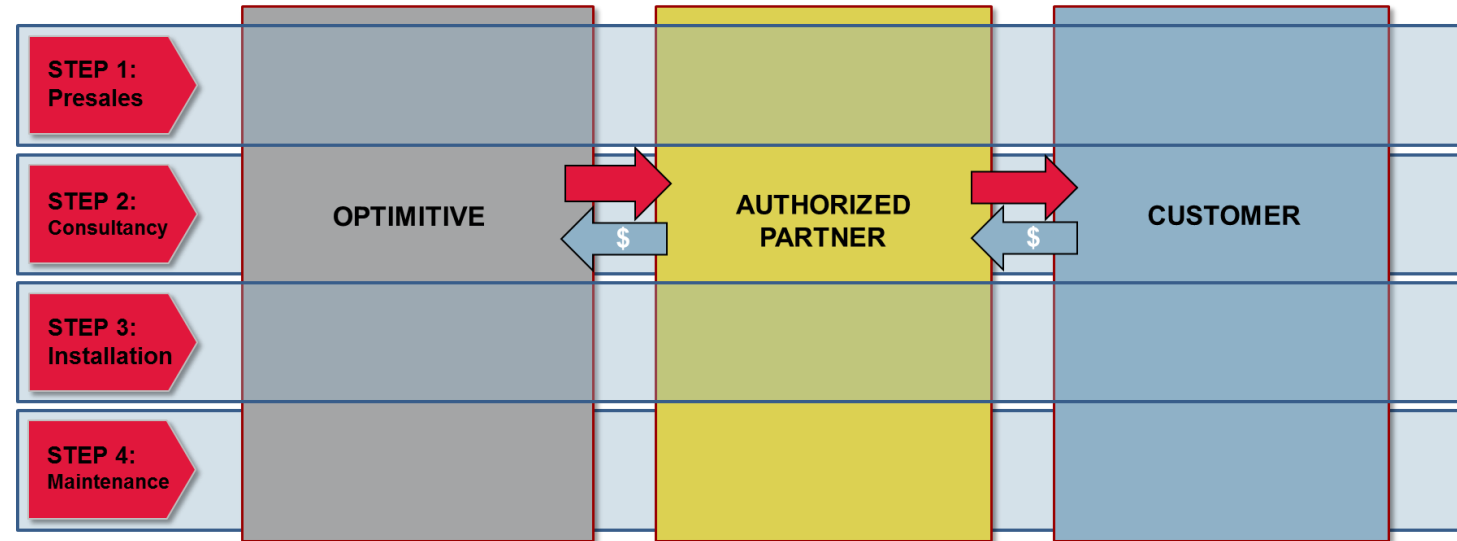
Benefits for Industrial Processes

- ✓ **Throughput**
- ✓ **Product quality**
- ✓ **Energy saving**
- ✓ **Runnability**
- ✓ **Stability**

OPTIBAT® is a growing business in Process Industries

3 Global Partners

Running Business Model

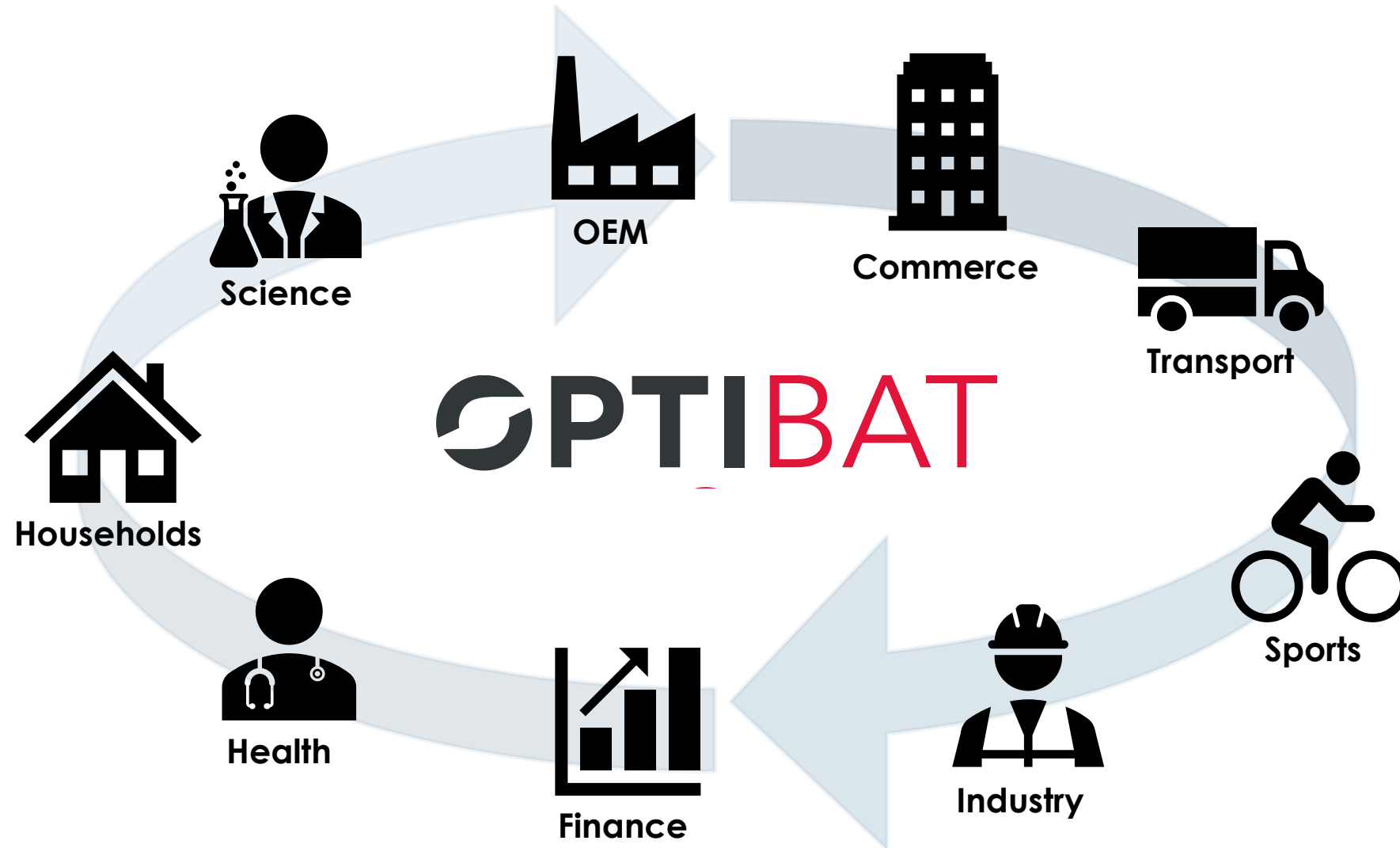


Operations in Europe, North America, Asia, Middle East

P&L growth plans in Process Industries

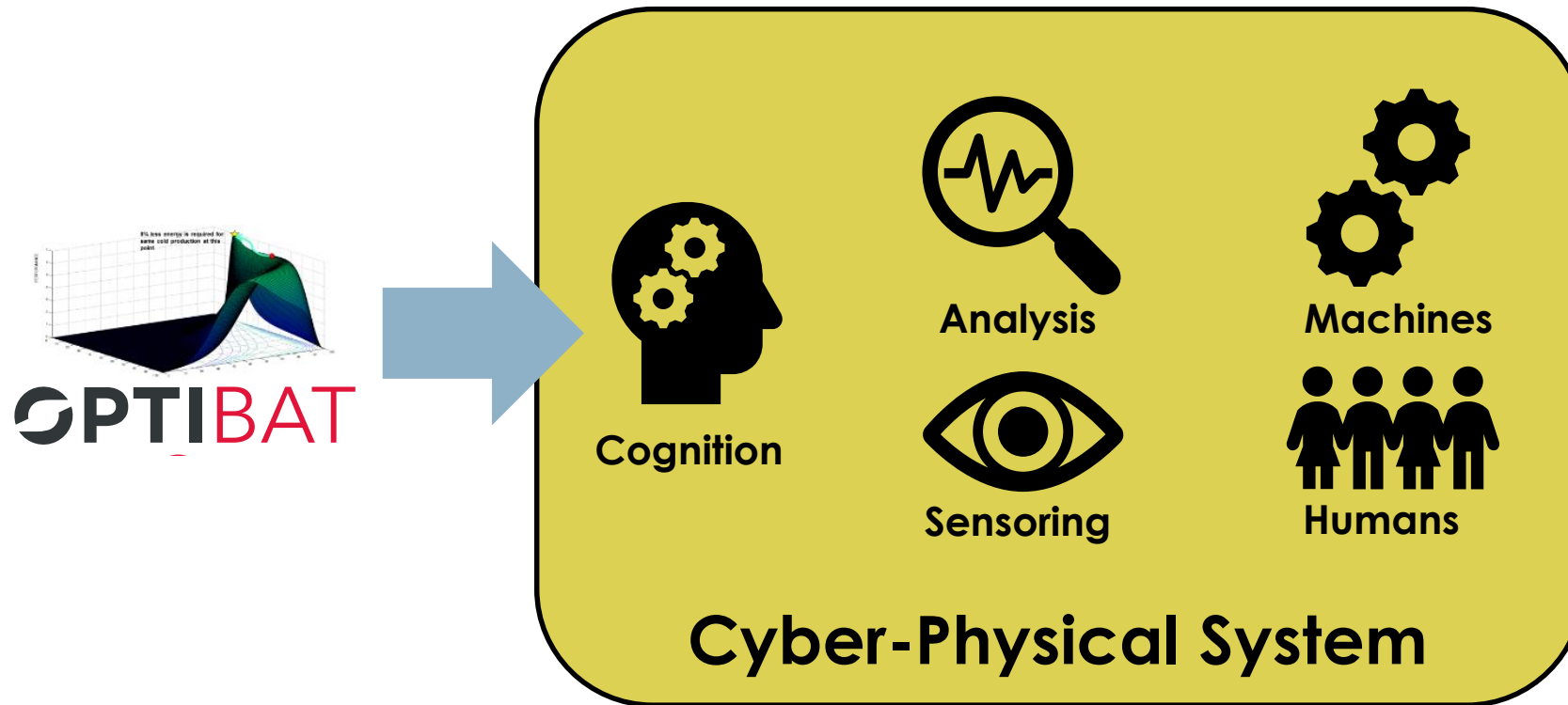
	2018	2019	2020	2021
Revenue (m€)	0.6	2	6	16
EBITDA (%Revenue)		41%	56%	71%

Process Industry is only the first step for OPTIBAT®



OPTIBAT® aims to be the “Optimizing Intelligence”

Working in Real Time behind the operation of many Cyber-Physical Processes and Systems



OPTIMITIVE to target progressively markets of Cyber-Physical optimization

Business Models

EMBEDDING OPTIBAT
IN OEM EQUIPMENT

INSTALLING OPTIBAT AS
A RETROFIT IN
EXISTING
EQUIPMENT

LICENSING OPTIBAT TO
COMPANIES (B2B)
AND USERS (B2C)

PROVIDING TRAINING
AND CONSULTANCY



**Figures can
reach x10
to x100**



Organization

COMMON GROUP

- IP Management
- Corporate Services

PER SECTOR/VERTICAL

- BUSINESS PLANNING
- COMMERCIAL MODEL
- BRANDING
- PARTNERSHIPS

FUNDRAISING Series-B open

- Series B Round of EUR €4.0m to €5.0m (equity-only) by Q4 2019 in tickets of min €1.0m;
- €2.1m already subscribed

Allocation of the Series B Round:

Human resources

30%

- Financing of strategic pilot projects
- Development of a network of partners

International expansion

30%

- C-Level structure for growth
- Business Development worldwide

Technology

40%

- Filing of patents
- Consolidation of Product Leadership position
- Product Vision implementation



EFFICIENCY THINKING

THANK YOU!

Javier A. García
javierg@optimative.com

www.optimative.com



Cleantech Forum **Europe** | Stockholm


Innovation Company Showcase 4



PATRIK MÖLLER
CEO, CorPower Ocean



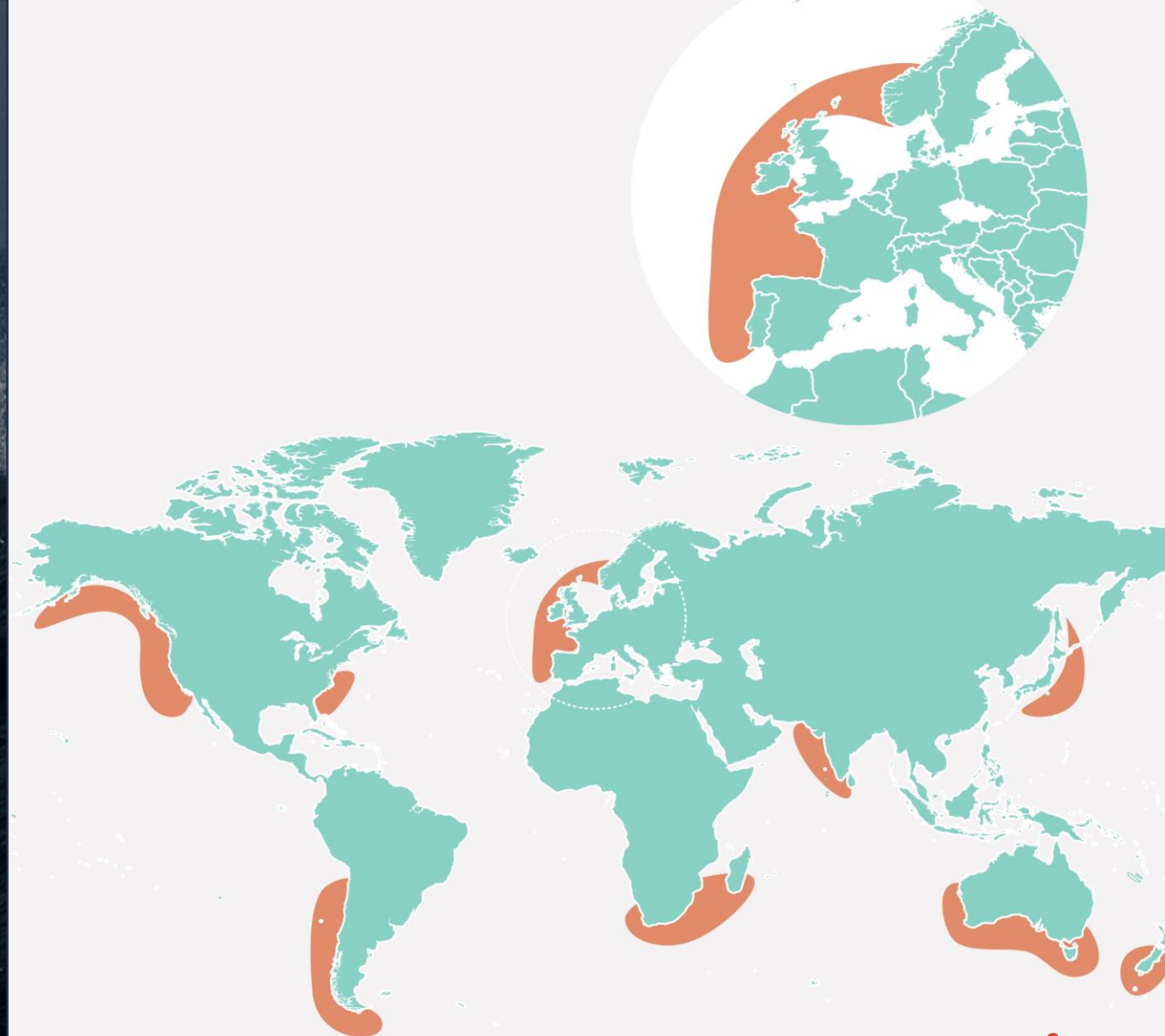
HIGH EFFICIENCY WAVE ENERGY



ENABLING 100% RENEWABLES

THE OPPORTUNITY: 500 GW - 20% OF GLOBAL ELECTRICITY GENERATION

- Most concentrated form of renewable energy enabling **large amounts of energy** with **less equipment**
- Production profile is more **consistent and complementary** to wind and solar, providing higher average revenue potential per MWh.
- Provides **grid balancing** enabling 100% renewable electricity systems. Reducing energy storage needs.



THE CHALLENGE

Wave Energy Challenge

Survive
AND maximize
revenue-to-cost

=

CorPower Solution

Minimize peak load
AND maximize average
annual load

THE SOLUTION: HIGH EFFICIENCY WAVE ENERGY CONVERTERS



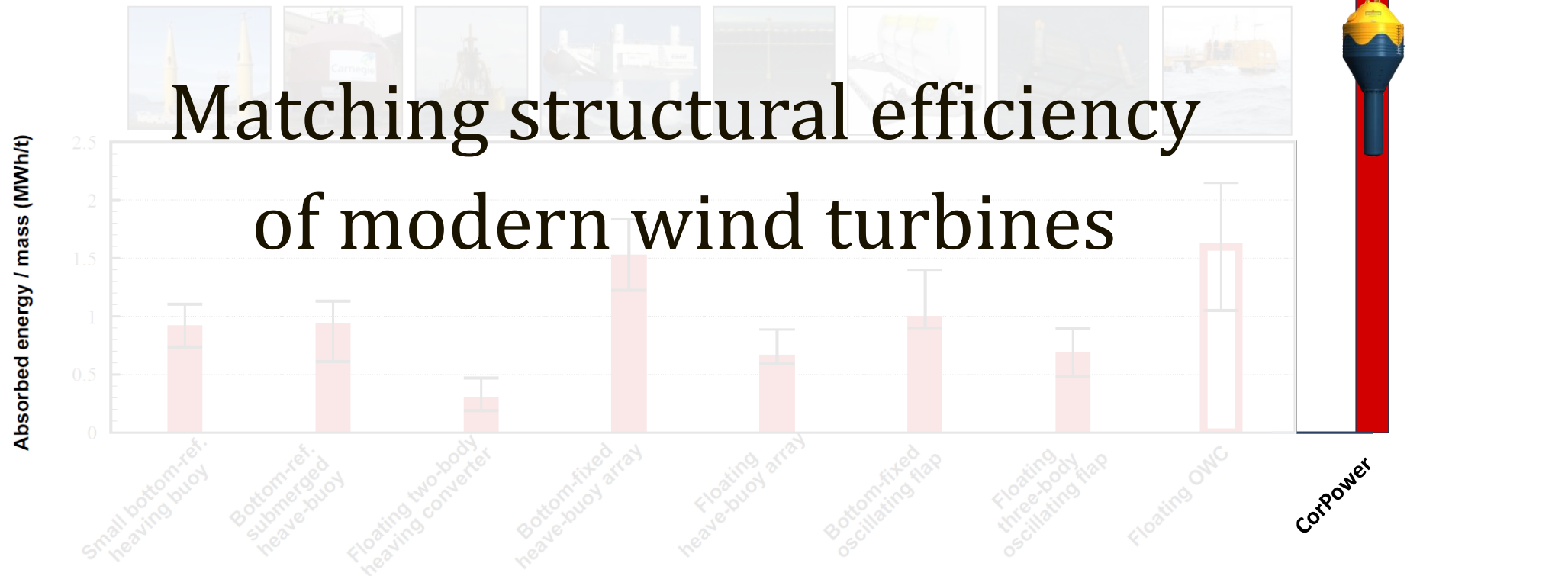
DETUNED IN STORMS – AMPLIFIED IN NORMAL OPERATION




STATE OF THE ART – STRUCTURAL EFFICIENCY

A. Babarit, J. Hals

"Numerical benchmarking study of a selection of Wave Energy Converters".



CLEAR PATH TO LCOE BELOW €40 / MWH



SURVIVABILITY

Naturally transparent
to storm waves



EFFICIENCY

5x Energy output
per ton of device



COMPETITIVE

Low capital &
operations cost,
high average output

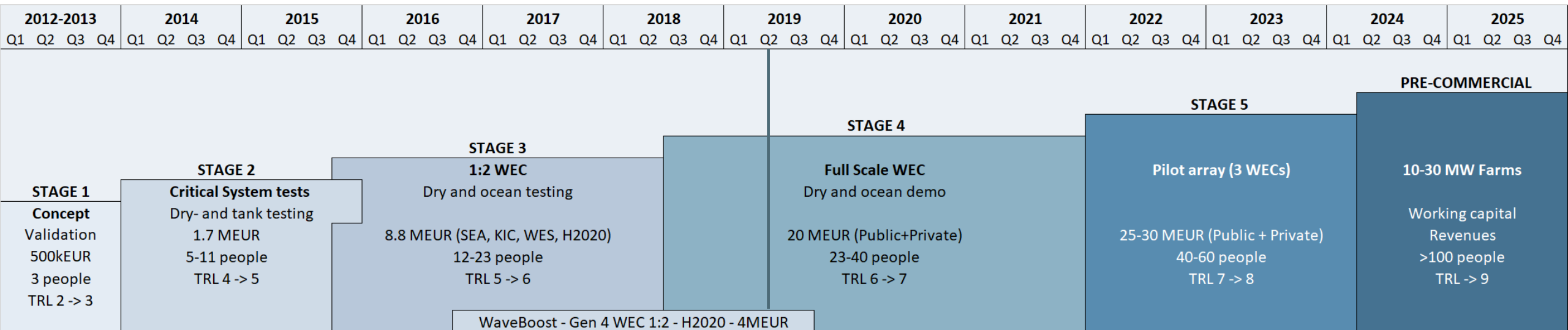


GRID BALANCING

Using the ocean as the
most effective solar
battery on earth




STRUCTURED PATH TO MARKET



Product verification in 5 stages according to IEA-OES / equimar best practice.




Scale 1:30



Scale 1:3



Scale 1:2



Scale 1:2

300MW IN PROJECT PIPELINE

North Sea

Location: Offshore Mo in Rana
Project Size: 100 MW
Customer: Confidential

West Wave

Location: Ireland West Coast
Project Size: 5MW + (30-90MW)
Customer: ESB

Rosscarberry Wave Wind

Location: Ireland, South of Rosscarberry
Project Size: 30 MW wave, 90MW wind
Customer: Simply Blue Energy

WaveHub Cornwall & Wales

Location: Hale + Pembrokeshire
Project Size: 10MW + 30MW wave (+wind)
Customer: Simply Blue Energy

Viana do Castelo

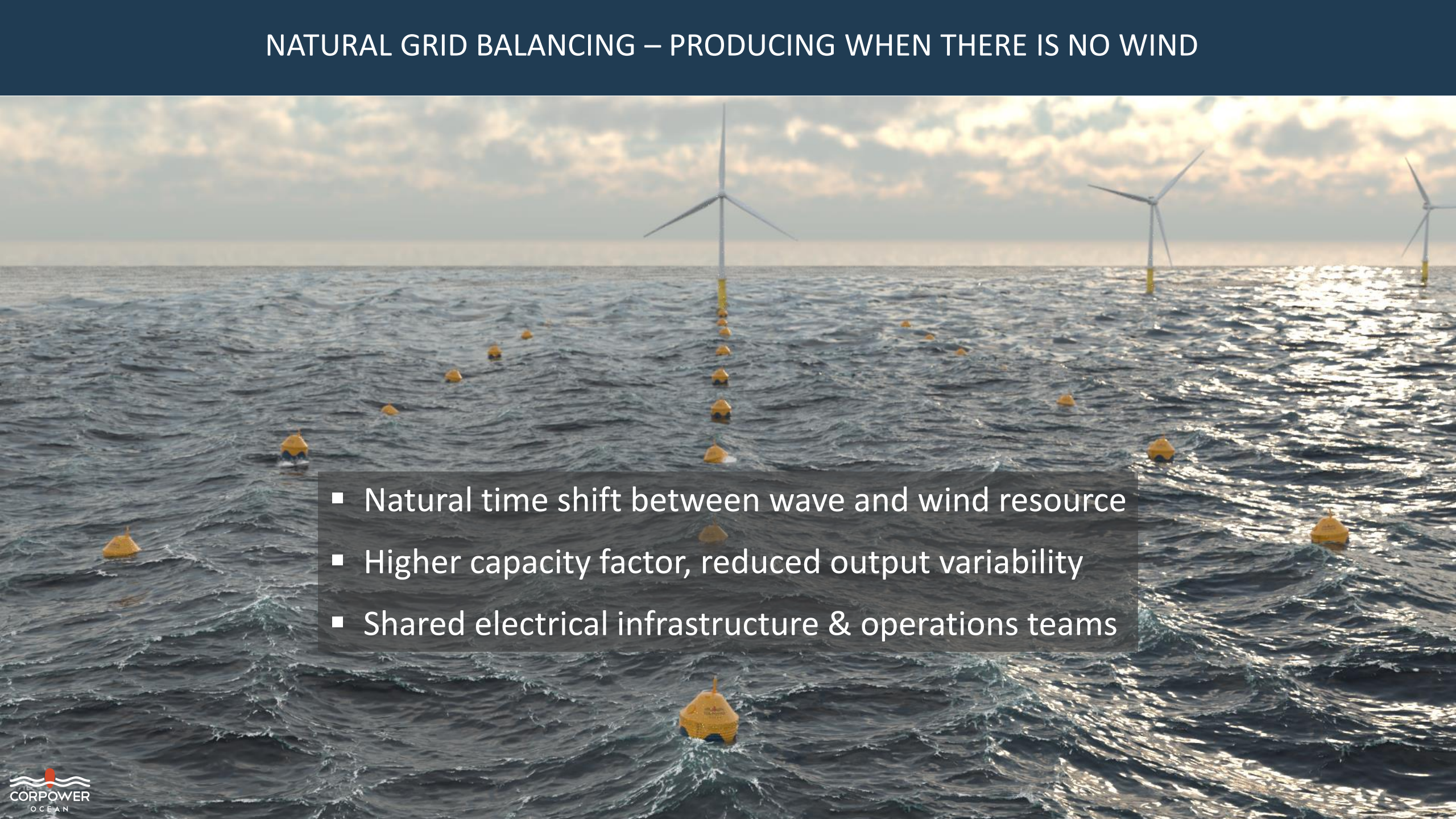
Location: Portugal, Viana do Castelo
Project Size: Stage 1: 30MW Stage 2: 70MW
Customer: Confidential

2023 Targets:

+100 MW orders
300 MW conditional orders



NATURAL GRID BALANCING – PRODUCING WHEN THERE IS NO WIND

- 
- A wide-angle photograph of an offshore wind farm. Several white three-bladed wind turbines are visible in the distance, standing on yellow foundations. In the foreground and middle ground, a series of yellow, cone-shaped wave energy buoys are deployed in a line across the dark, choppy ocean. The sky is filled with soft, white clouds, and the sun is low on the horizon, creating a shimmering reflection on the water's surface.
- Natural time shift between wave and wind resource
 - Higher capacity factor, reduced output variability
 - Shared electrical infrastructure & operations teams



THANK YOU



Patrik Möller, CEO
+46 701 772101
patrik@corpowersocean.com



Innovation Company Showcase 4



NILS LEKEBERG

Business Development Manager & Co-Founder,
Enjay



\$508.367

BAY AREA

\$1,019,217

STATE OF CALIFORNIA

\$20.34B.672

UNITED STATES

\$20.34B.672

EUROPE











RESTAURANT

RESTAURANT

WHERE OTHERS SEE THIN AIR





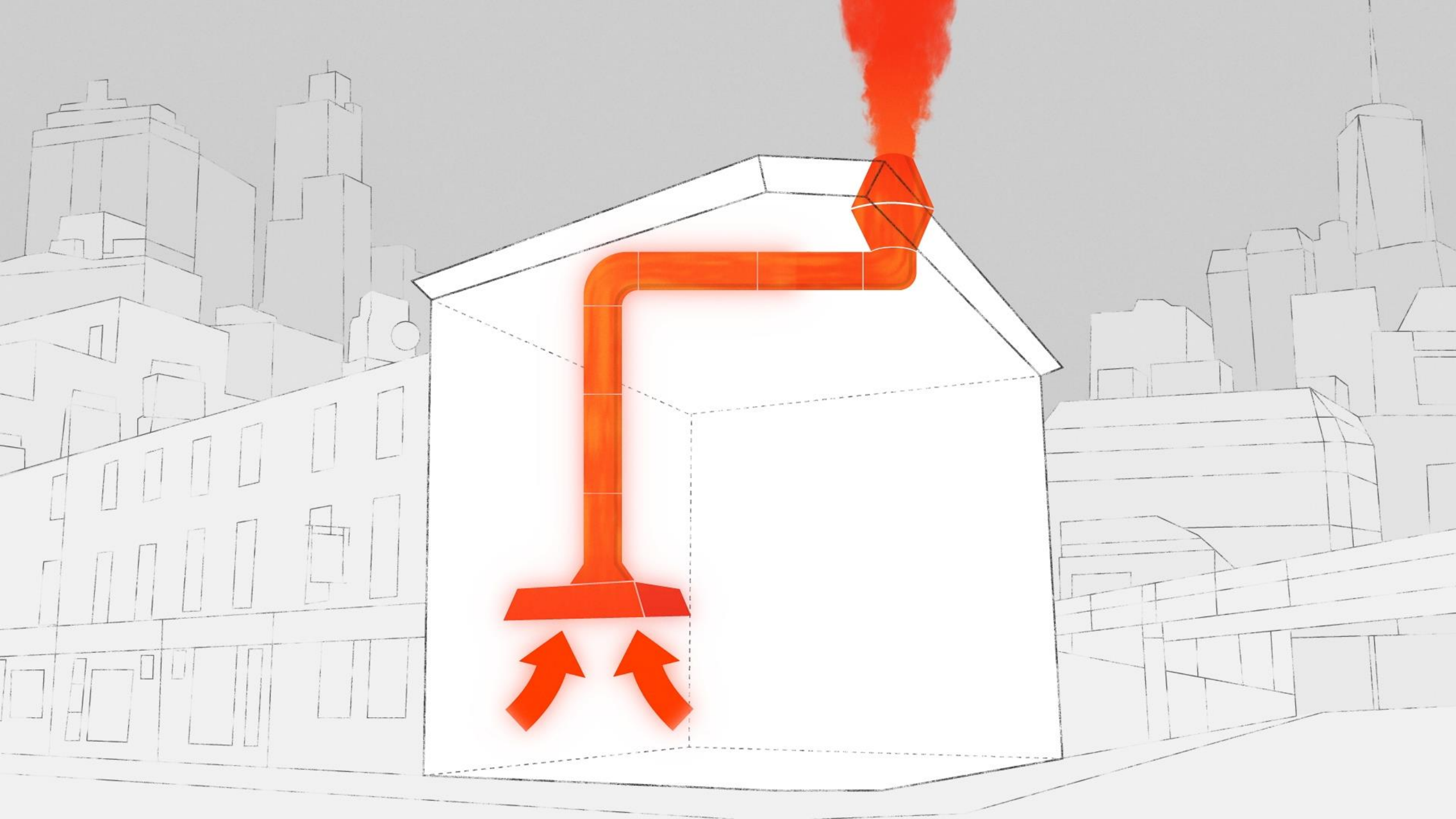
WE SEE POTENTIAL

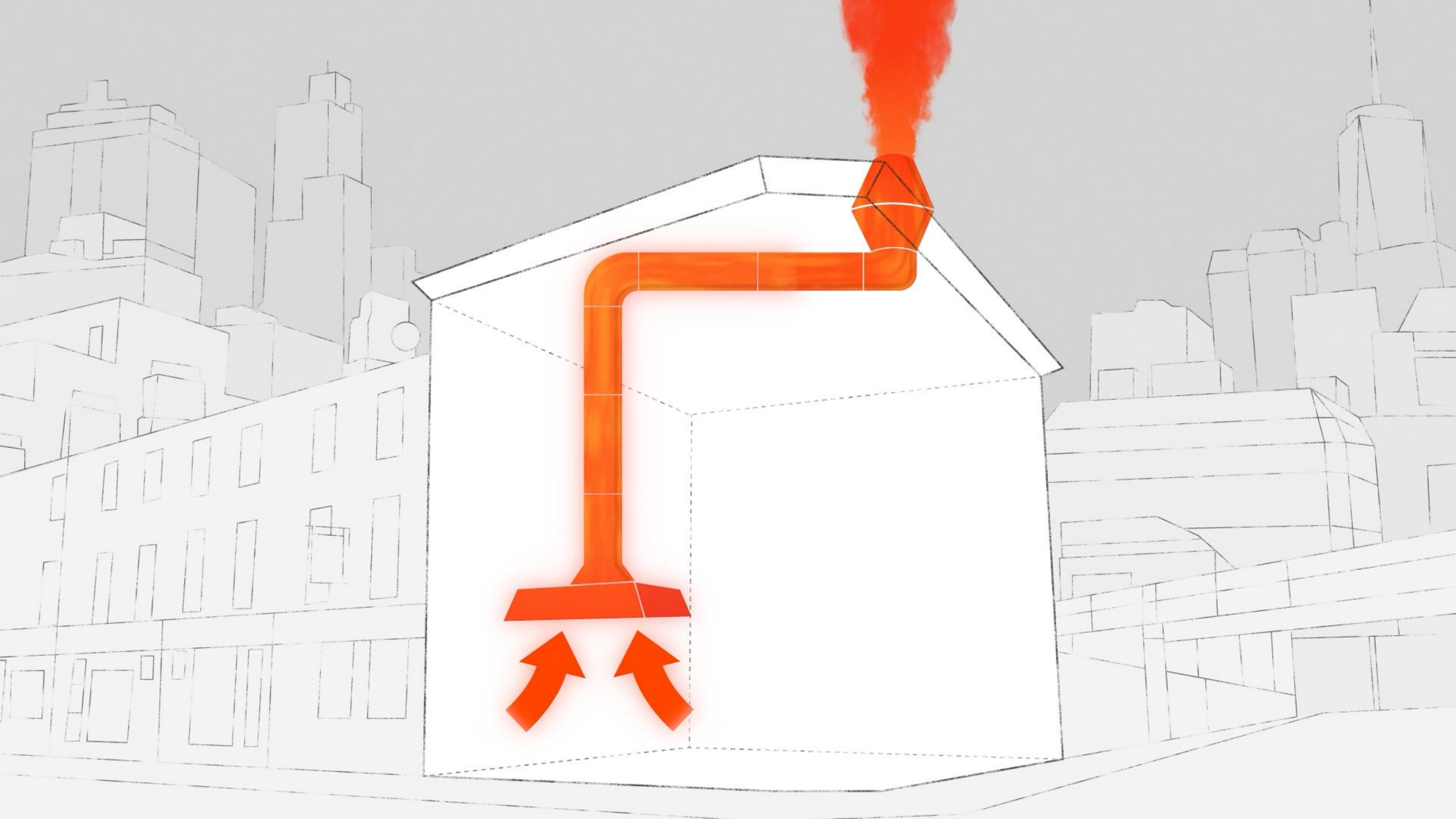




RESTAURANT

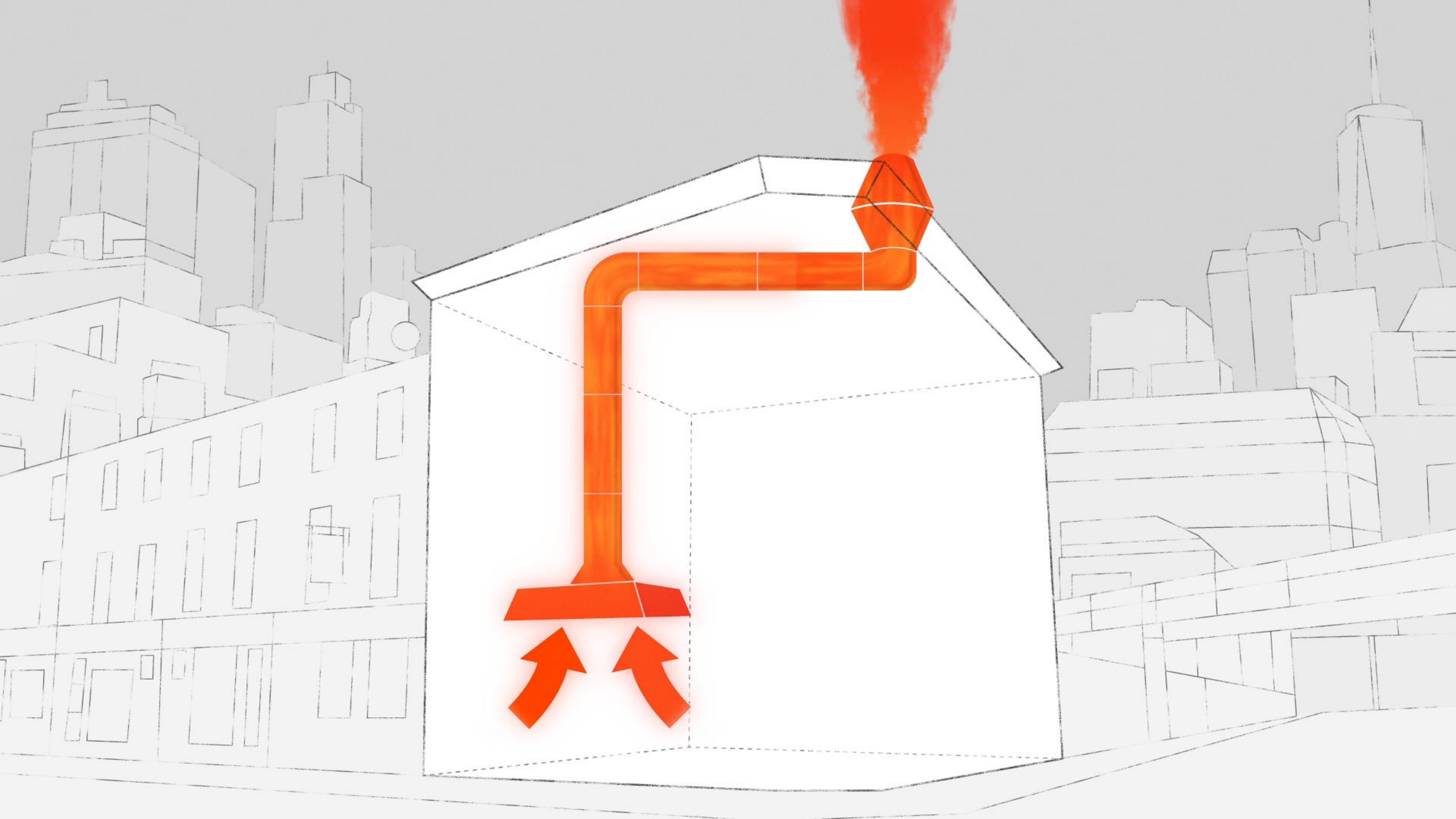
RESTAURANT

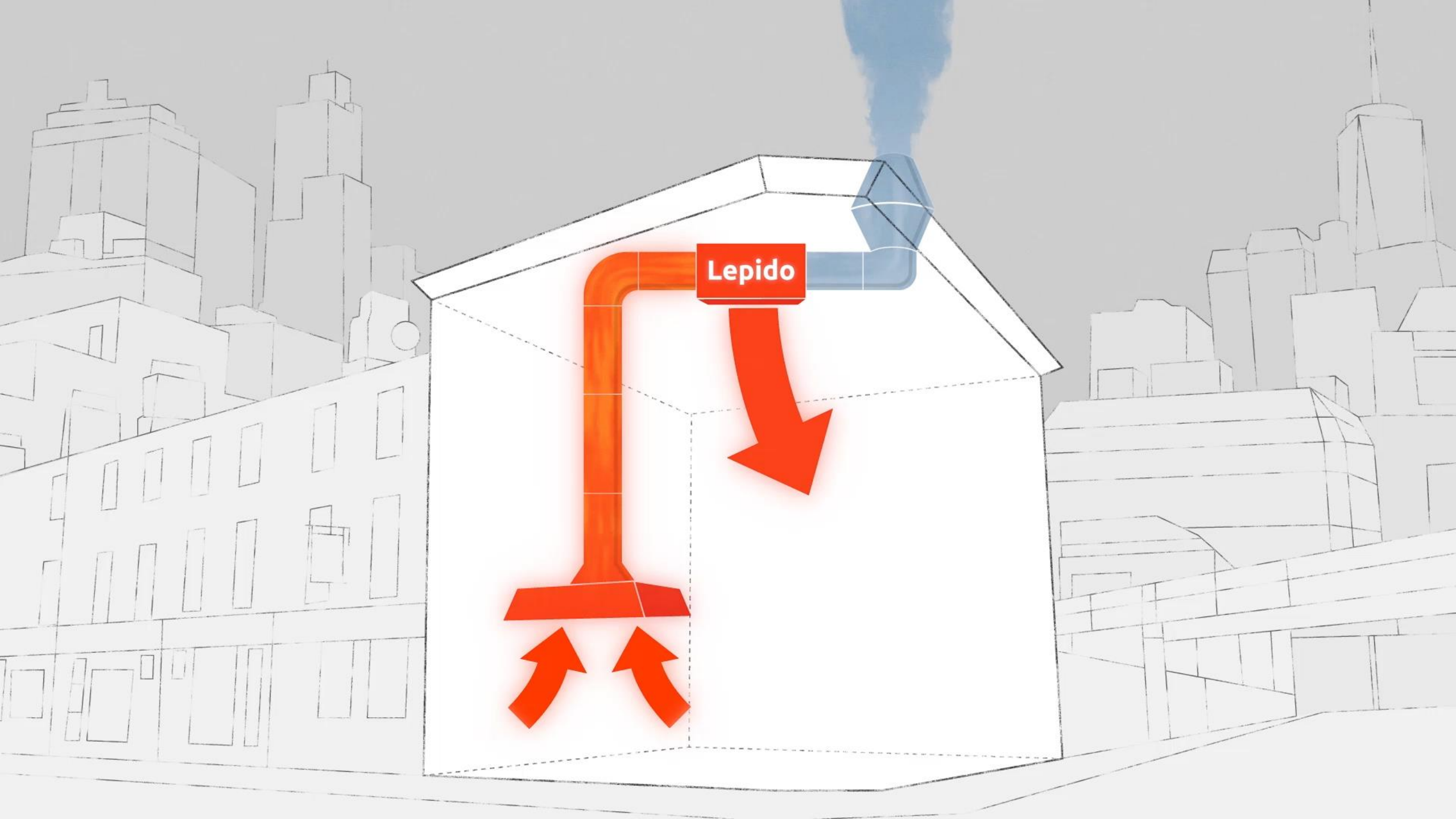






WE DID IT!





Lepido







\$15,000




51245000





\$15,000,000,000





**Customer demand
rather than
Technical idea**





**”The more money our
customers save,
the larger the environmental
impact”**

The background of the slide is a high-resolution image of the Earth as seen from space. The top half shows the curved horizon of the planet with blue oceans and brown landmasses. The bottom half shows a similar view from a slightly different angle. The entire image is set against a black background filled with numerous small, white stars, suggesting a deep space environment.

60 tons / restaurant
1,500,000 restaurants in Europe
= 90 million tons CO₂ eq
Every year

International scale-up









Innovation Company Showcase 4



ISABELLA PALMGREN
CEO, Mimby AB



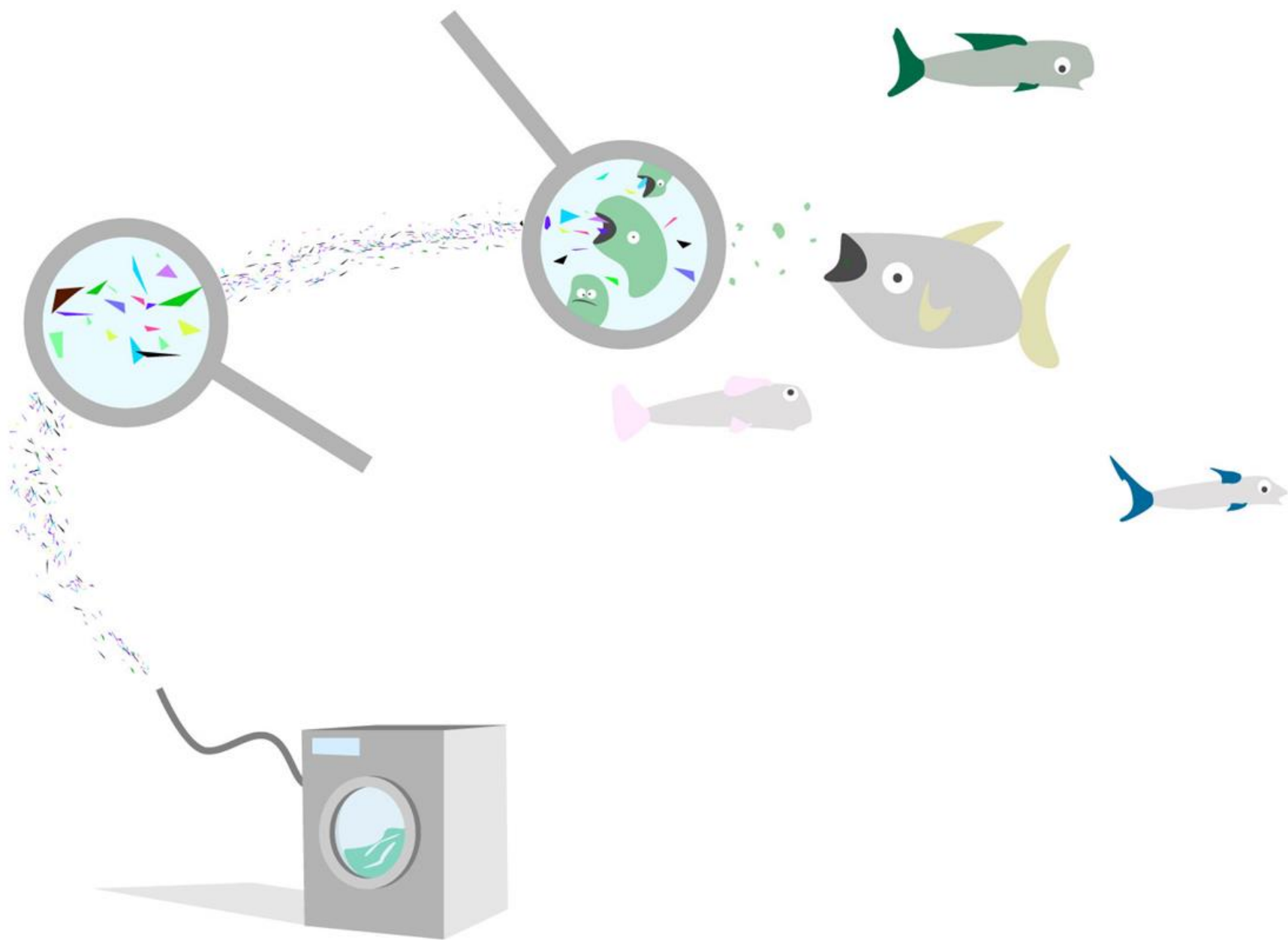
Creating sustainable water solutions


Isabella Palmgren
CEO & Founder







= 25%









Mimbox





The Mimbox is smart, simple and easy to use.

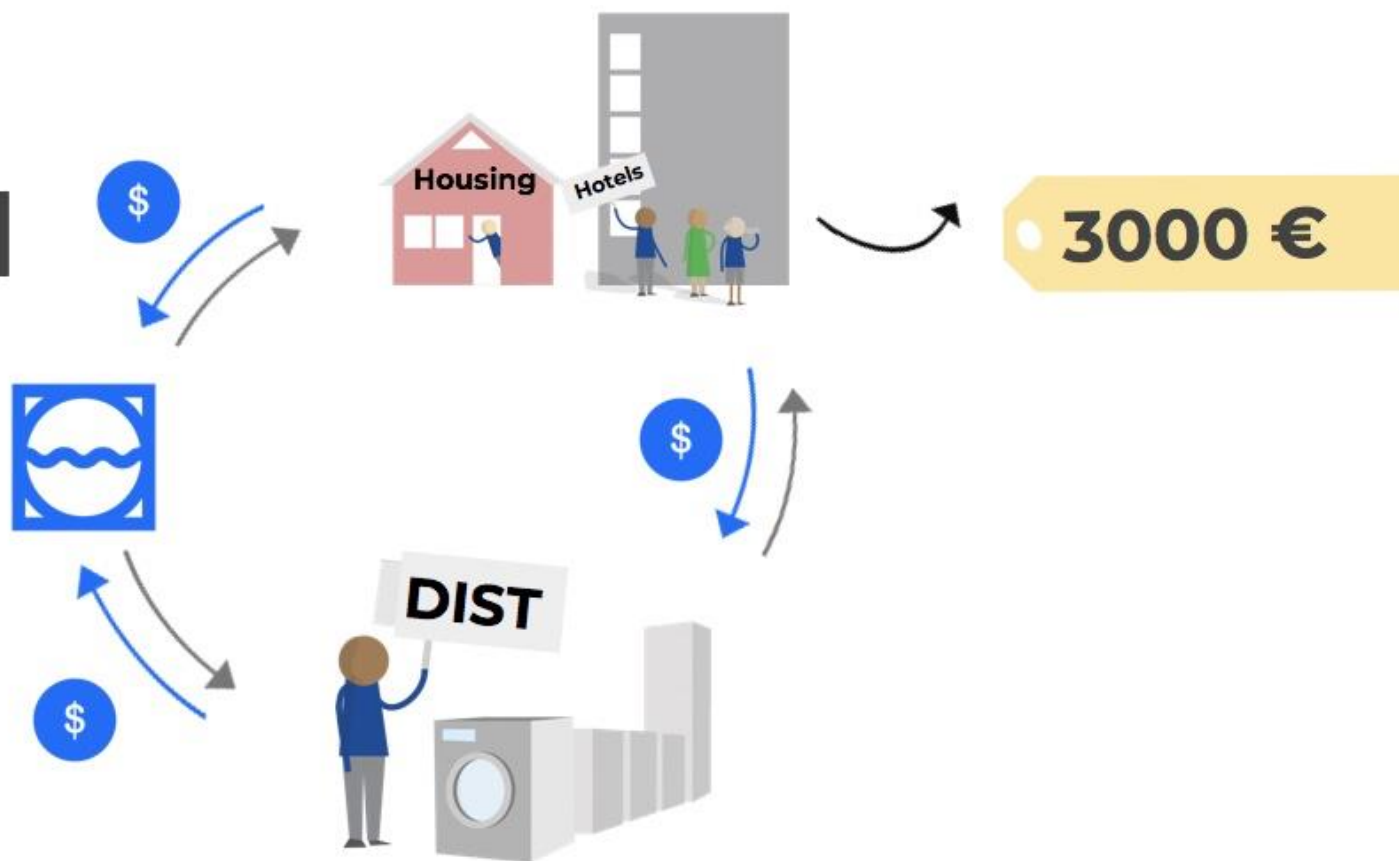


Data
from the Mimbox

Mimbox
add on solution
to wash sustainably



Commercial



IP-License





Early market traction



- **14** pre-orders with LOI
- **77** pre-orders in total
- **Paid Pilots** trials in 2018 & 2019



Commercial Washing machines

50 Million




Residential Washing machines

840 Million



Market entry





Why Mimble?



Save money

ROI 2,5 - 5 years



Be sustainable



No change



Good publicity

Access to data



Isabella Palmgren

Founder

Bsc, Bioengineering
Msc, Entrepreneurship

**Background in
sales & consulting**



Nicolas Maxant

Technology

Msc, Chemical engineering
Msc, Entrepreneurship

**Background in
chemical engineering**



Robin Griffiths

Business development

B.A, Finance.
MSc, Entrepreneurship

**Background in finance
and sustainability**



Emil Vestman

Design

Bsc, Industrial design eng.
MSc, Industrial design eng.

**Background in
behavioral design**



Advisors



Andreas Stubelius

Swedish Energy Agency

Expert in business dev. &
Funding

Business advisor



Linda Hedenblom

Chalmers Ventures

Exp. in Funding &
Management

Business coach



Roger Gustavsson

Thordab AB

Founder and CEO

Technical advisor



Jimmy Nilsson

PODAB

CEO

Industry advisor



30 K
Mimboxes



45 million m³ of water



114 GWh of energy



47 000 tons of CO₂



1800 t of microplastics



30M€





Isabella Palmgren
isabella@mimbly.se
www.linkedin.com/in/isabellapalmgren



Cleantech Forum **Europe** | Stockholm

Innovation Company Showcase 4



ROB SUNDERLAND
Director, Digital Engineering



Digital Engineering

Innovation Showcase

Cleantech Forum, Stockholm – May, 2019

Digital Engineering helps its clients understand and minimise the impact that the weather has on their business

Company overview

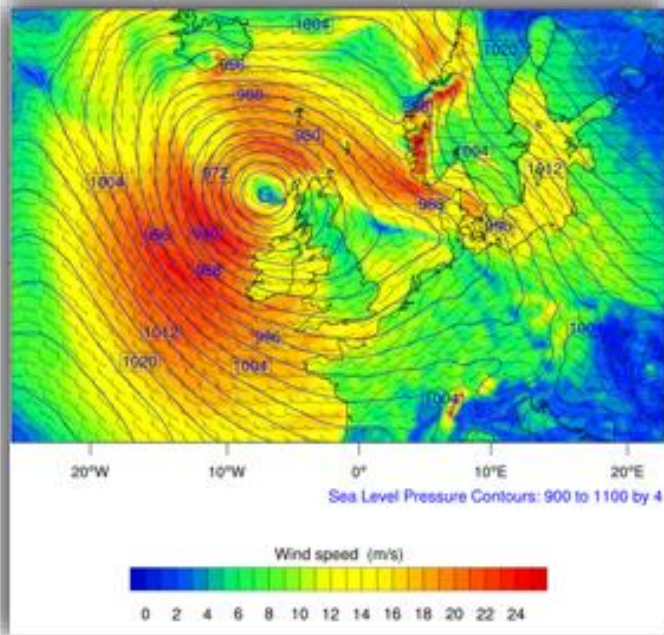
Digital
Engineering

Powered by data. Driven by innovation.

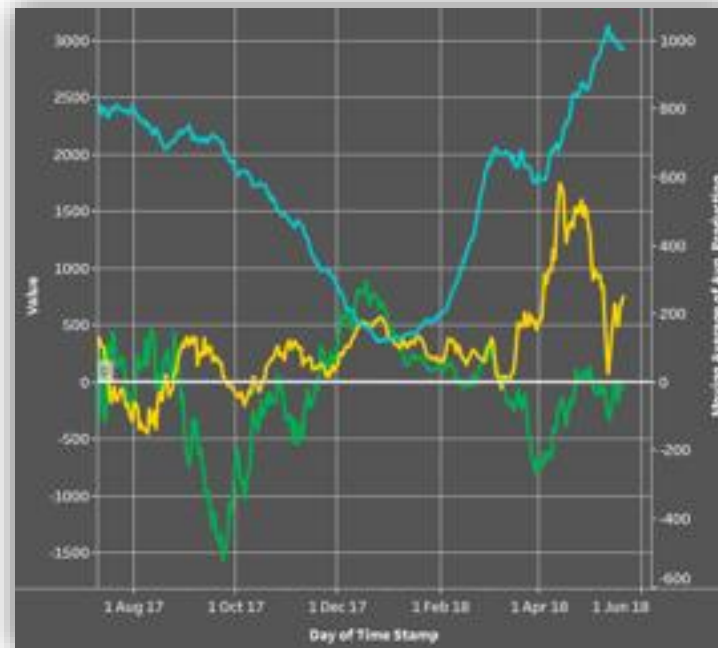


Expertise in:

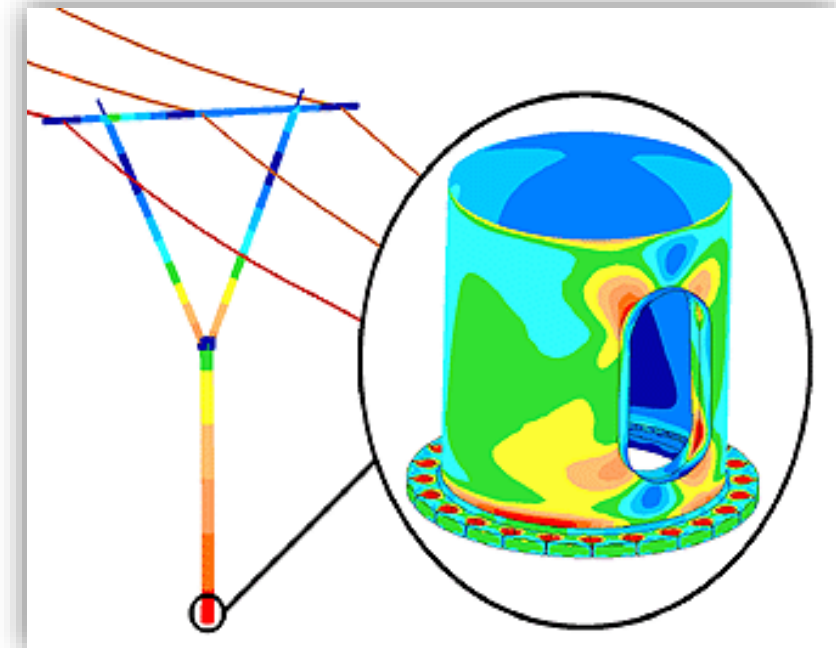
Weather simulation



Data analytics



Engineering modelling



For the past 4 years Digital Engineering has focussed on the electricity industry

I will focus on one high value application

The electricity industry



Think about the electricity industry...

Imagine one image that reminds you of it...



How much transmission circuit
is there, per person, in the
developed world?

(4 billion people)

The global transmission network

In the developed world, there is 1m of transmission circuit for every person!

In the UK, it's roughly half a metre

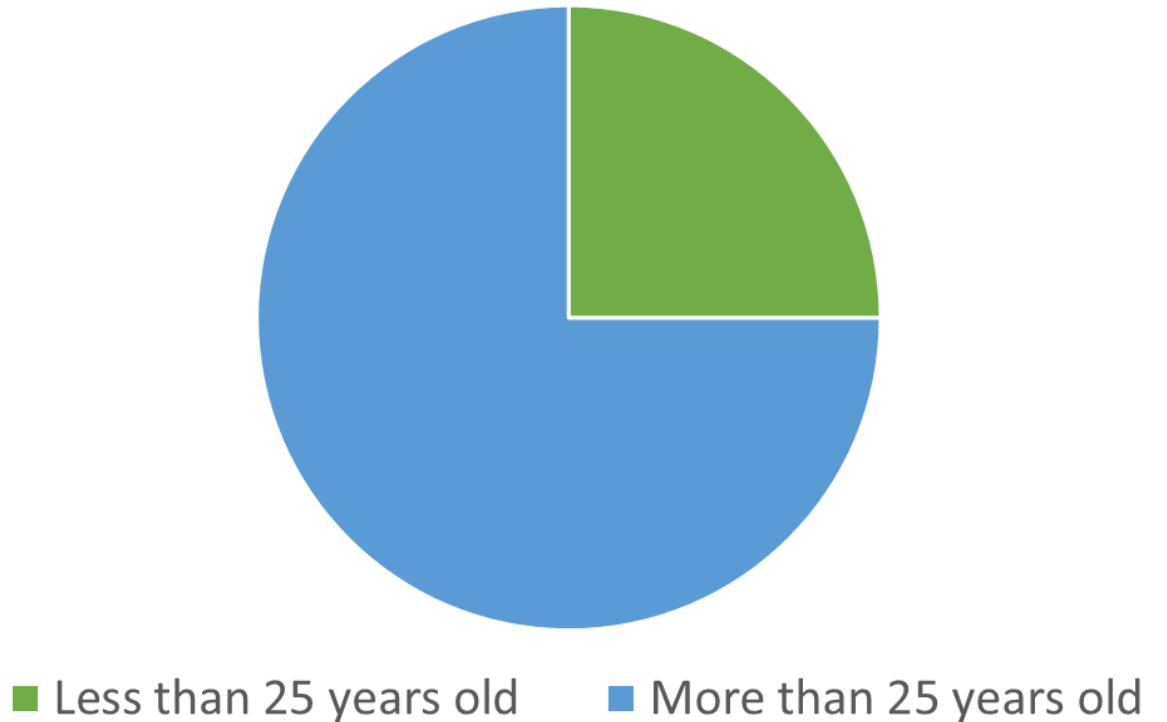
To put that into context, there is 7cm of motorway per person



Ageing Infrastructure

- 75% of US transmission network is over 25 years old
- Some of it is over 100 years old
- The UK network was built in the 1970s with a lifespan of 60 years
- Transmission infrastructure is approaching end of life

Age of transmission network in US



<https://www.energy.gov/articles/infographic-understanding-grid>

To replace the wires alone costs £400,000 per km

There are roughly 4 million km of lines in the world

To replace them all costs £1.6 Trillion
£1,600,000,000,000

Effective asset management is essential

The key data is asset condition

Without asset condition data, asset management
is guesswork






What ages overhead lines?

What causes overhead lines to degrade?

(They spend 100% of their time outdoors)

The weather



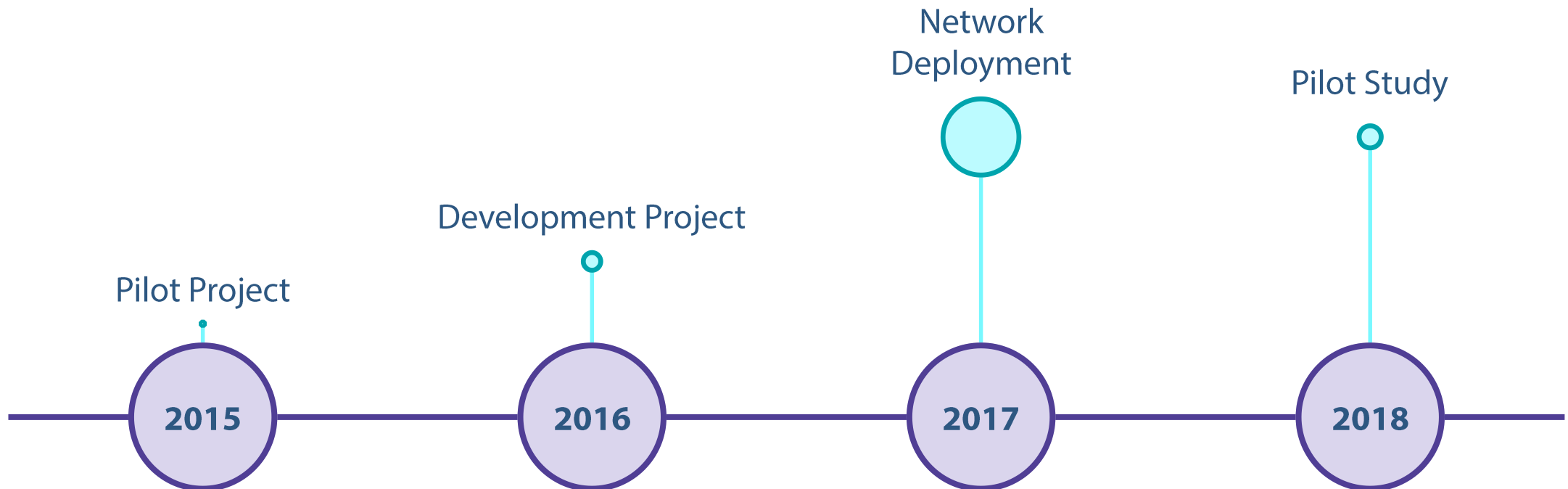


We use weather simulations and data analytics to
generate asset health information

In a fraction of the time, and at a fraction of the
cost of traditional methods

History of the service

nationalgrid





Overhead line showing signs of deterioration.

Innovation in numbers

3,444

Line spans analysed across 15 OHL routes

£20m

Reduction in RIIO T2 costs

Classification of wind exposed overhead line spans

Environmental conditions play a major role in the deterioration of overhead line (OHL) conductors and fittings, influencing how long they can reliably operate before they need to be replaced.

This research project used advanced weather modelling techniques and mechanical response models, to more accurately assess the risk of overhead lines deteriorating due to wind exposure.

One of our findings was a greater variation between the mode and severity of the wind exposure calculated by the new model, compared to our current classification system. Importantly, when the new model was compared against actual defect reports for OHL circuits, we found an improved correlation between the two.

Another contributing factor to OHL deterioration is pollution. So we've begun to explore the potential of a new model that combines the effect of both wind and pollution on OHLs. The result will be the trial of a new classification system that uses advanced weather and pollution models, alongside mechanical wear models and asset condition information.

All of this will mean we can manage our assets more effectively. We'll have a greater understanding of how the environment contributes to the deterioration of conductors and fittings, and will be able to target spending on those assets at the highest risk.

More detailed environmental data will help us make better decisions when it comes to capital investment priorities. The estimated benefit is a reduction of around £20m on capital expenditure over the RIIO T2 period.



Overhead line showing signs of deterioration.

Innovation
in numbers

3,444

Line spans analysed
across 15 OHL routes

£20m

Reduction in RIIO T2 costs

Classification of wind exposed
overhead line spans

Environmental conditions play a major role in the deterioration of overhead line (OHL) conductors and fittings, influencing how long they can reliably operate before they need to be replaced.

This research project used advanced weather modelling techniques and mechanical response models, to more accurately assess the risk of overhead lines deteriorating due to wind exposure.

One of our findings was a greater variation between the severity of the wind exposure predicted by the new model, compared to the current classification system. When the new model was compared against actual defect reports for OHL circuits, we found an improved correlation between the two.

Another contributing factor to OHL deterioration is pollution. So we've begun to explore the potential of a new model that combines the effect of both wind and pollution on OHLs. The result will be the trial of a new classification system that uses advanced weather and pollution models, alongside mechanical wear models and asset condition information.

All of this will mean we can manage our assets more effectively. We'll have a greater understanding of how the environment contributes to the deterioration of conductors and fittings, and will be able to target spending on those assets at the highest risk.

More detailed environmental data will help us make better decisions when it comes to capital investment priorities. The estimated benefit is a reduction of around £20m on capital expenditure over the RIIO T2 period.



Provide data credible data on asset health

At a fraction of the cost

Enabling better asset management decisions

Managing the worlds transmission assets is a trillion
pound problem

Our service provides key data

Which saves electric companies millions of pounds

We are a small business with a limited reach

We have great solutions to a big problems

We are looking for partners to help us roll out our
services worldwide



Any Questions?

Rob Sunderland

Managing Director

rob.sunderland@digital-engineering-ltd.com

**Digital
Engineering**